

## Finishing - Treatment »modern«

# Terracotta

Instructions for soft, absorbent surfaces such as Spanish and French Terracotta

Terracotta tiles are fired from a special type of clay. The warm colours and the soft surface produce an unequalled Mediterranean ambiance. Terracotta does need the right treatment in order to maintain its appearance for many years.

### Overview of the Steps *for more detailed instructions, please refer to Page 2*

**1**

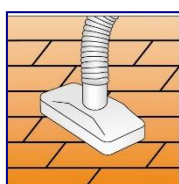
#### After laying / before grouting

Lithofin TC Impregnator and Lithofin TC Sealant protect the tiles when grouting.



Coverage:  
5Ltr./20m<sup>2</sup>

**Preparation:**  
remove efflorescence, dirt deposits, adhesive residues, rubber abrasions, etc. with a white pad. Vacuum to remove dust.



Vacuum surface to remove dust.



Saturate with two coats of Lithofin TC Impregnator. Work in areas of 4m<sup>2</sup>.



When dry (even colour), apply Lithofin TC Sealant. Work evenly and on large areas.



Allow the surface to dry.

After this initial treatment, it is safe to grout. Carefully wash off grouting material.

Remove cement residues with Lithofin KF Cement Residue Remover (diluted 1:20). Rinse the surface with clean water.

**Necessary equipment:** white pads, wet-and-dry vacuum, bucket, mop and scrubbing brush, squeegee

**2**

#### Finishing treatment *initial cleaning of used surfaces: Page 2*

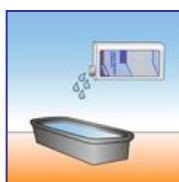
Lithofin TC Sealant forms an elegantly shining film and facilitates maintenance.



Coverage:  
5Ltr./20m<sup>2</sup>



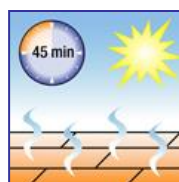
Please note.



Pour product in a basin or bucket.



Apply one to two times until an even sheen is achieved.



Allow to dry. Do not walk on surface for 6-8 hours.

**Necessary equipment:** bucket or basin, mop, brushes, cloth

**3**

#### Regular maintenance *additional maintenance: Page 2*

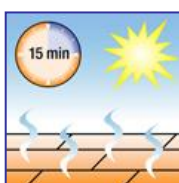
Lithofin EASY-CARE maintains and with time embellishes the surface.



Add one squirt (ca. 20ml) to a bucket of water.



Wipe the surface.



Do not walk on surface while it is drying.

**Necessary equipment:** bucket, mop.

Please follow the detailed instructions on the product label.

Ref. 32001 12.20gps

## Newly installed surfaces

**Please Note:** water may lead to discolouration. Therefore you should cut the tiles dry.

All finishing treatments can only be applied to completely dry surfaces.

Drying time in thick mortar bed: approx. 4 weeks, in thin bed: approx. 2 weeks

## 1 Cleaning and refurbishing used or extremely dirty surfaces

Before treating used surfaces, the tiles must be thoroughly cleaned. All deposits and care product residues must be removed from the surface and from the pores.

- Apply Lithofin WEXA diluted with water up to 1:10. Apply with a scrubbing brush and allow to work for a couple of minutes. Scrub well and wait five more minutes. Add water while scrubbing and remove the solution from the surface. In stubborn cases, this process may have to be repeated.
- Rinse at least twice with clear water until all product residues are gone from the surface.

Allow the surface to dry for at least 24 hours before applying the finishing treatment.

## Other, stubborn types of dirt

grease, oil, wax, tar, varnish, paint, rubber, etc.	Lithofin WAX-OFF (surface will have to be resealed)
calcium deposits, rust	Lithofin KF Ceramic-Clean
in very stubborn cases, use a white pad to support the cleaner's effectiveness	

## 2 Additional information about protective treatments

**Always test the product in an inconspicuous area.** Non-absorbent or wet surfaces cannot be treated.

Impregnators can only be used on completely dry surfaces, otherwise the product will not be able to penetrate the surface.

Carefully and completely remove all product residues from the surface. Do not allow these residues to dry.

## 3 Additional care

In case the sheen on the surface starts to wane: wipe the surface with Lithofin TC Sealant (diluted 1:4 with water) and allow to dry.

### Please Note:

△ Please follow the detailed instructions on the label.

△ Maintenance products containing fat or wax will lead to an increased adhesion of dirt and slipperiness.

If you require advice or are in any way unsure about these instructions, please call our **Technical Support Line at (01962) 732126.**

△ This information should be considered to be informal and non-binding. The products must be used according to local conditions and materials. Instructions must be read carefully and followed closely. Where no previous experience is available, or in cases of doubt, test the product in an inconspicuous area.

Your LITHOFIN-Dealer:

## ■ The Professional Solution

### Distribution in UK and Ireland:

CASDRON Enterprises Ltd. · Alresford, Hampshire SO24 9QF · Phone: +44 (0)1962 732 126 · Fax +44 (0)1962 735 373

Manufactured in Germany by: LITHOFIN AG · 73240 Wendlingen · e-mail: info@lithofin.de

[www.lithofin.co.uk](http://www.lithofin.co.uk)