

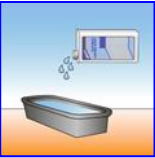





## Natural Stone Kitchen Work Tops

### Treatment Instructions - please follow closely

General Information:	
<p>The surface to be treated must be clean and absorbent, in other words:</p> <ul style="list-style-type: none"> <li>■ the surface appearance must be even and uniform</li> <li>■ there must not be any stains, marks or residues on the surface</li> </ul> <p>Please also refer to the instructions for use and the technical information sheets of the products.</p>	
Cleaning	Please Note
<p>Dilute Lithofin MN Power-Clean 1:4 with water.</p>  <p>Apply the diluted product to the surface and distribute evenly.</p>  <p>Allow the product solution to work for several minutes, and then rinse off with water. Completely remove all residues of the cleaner.</p> <p>Allow the surface to dry (<b>approx. 12 hours at 20°C</b>) and protect it from moisture.</p>	<ul style="list-style-type: none"> <li>■ Do not use acidic products, since they will damage the surface of sensitive stones</li> <li>■ Do not allow cleaning products to dry on the surface. Add water or a bit more product in case the cleaner solution dries too quickly.</li> </ul>
Protecting	Please Note
 <p>Decant Lithofin NanoTOP into a bucket or basin. Use a soft bristled brush or a sponge to apply the impregnator.</p>  <p>First apply the product to the front 20 cm of the bottom side and along the flanks of all cut outs. Then evenly and generously apply the product to the top side. Allow the impregnator to penetrate into the stone for approx. 20 minutes. A liquid film should be visible during this time.</p>  <p>Carefully and completely remove all product residues. Allow the work top to dry for min. 45 minutes before moving it.</p> 	<ul style="list-style-type: none"> <li>■ The surface to be treated must be clean and completely dried out (<b>max. 3% relative moisture</b>).</li> <li>■ Surface temperature: <b>10C°- 25C°</b></li> <li>■ Apply evenly, avoid streaks and puddles.</li> <li>■ Drying times at <b>20C°</b>: Safe to handle after approx. <b>45 min.</b> Safe to package after approx. <b>24 hours</b> Completely dried out after <b>48- 72 hours</b></li> <li>■ Do not use vacuum lifting pads.</li> <li>■ Include care instructions (Method Statement No. 53) for the customer.</li> </ul>

This information is based on practical experience and should be considered to be informal and non-binding. The products must be used according to local conditions and materials. Instructions must be read carefully and followed closely. Always test the product in an inconspicuous area. LITHOFIN AG guarantees the quality of its products but cannot be held responsible for the way in which they are used.

If you require advice or are in any way unsure about these instructions, please call our **Technical Support Line at +49(0)7024 9403 20**

### ■ The Professional Solution

Manufactured in Germany by:

LITHOFIN AG · 73240 Wendlingen · Phone: +49 7024 9403-0 · e-mail: info@lithofin.de · [www.lithofin.com](http://www.lithofin.com)